

EH080

80LB CAPACITY ON-PREMISE WASHER-EXTRACTOR

EH080 high-performance washer-extractors offer zero-impact installation thanks to a soft-mount design. Engineered for superior efficiency, durability and programmability, the EH080 reaches 400 G-force extract speeds for lower dry times and boosted productivity

AquaFall System creates superior load saturation, chemical penetration and rinsing, using less water. Water enters the washer drum via holes in the drum lifters. As the drum turns, lifters release water from above. AquaMixer contributes to improved wash action by mixing hot and cold water to achieve precise bath temperatures. This lowers hot water usage — cutting natural gas costs.



PRODUCT FEATURES

ZERO-IMPACT INSTALLATION

- Soft-mount design contributes to quick installation and same-day operation
- Multi-Directional Springs (MDS) system absorbs 95 percent of vibrations
- Machines can be installed closely together for more production per linear foot
- Compact Design
- No bolt-down required
- Easily relocated

HIGH-SPEED EXTRACT

- Extract speeds reaching 400 G-force
- Removes more moisture for shorter dry times
- Dryers run fewer hours per day

INTELI CONTROL

- 20 pre-programmed cycles and up to 79 individually modifiable cycles
- Control over water temperature by degree, wash rotation, speed and duration, water levels, extract speed, and bath cool-down by degree
- Operators enter a program number and press start
- LCD display gives offers universally understood icons

OPTIMUM DOSING

- 12 automatic chemical injection signals with programmable time dosing and flush flexibility
- Chemicals are diluted with water before being introduced into the washer drum
- Supports independent flush control using side-mounted chemical hopper, and a signal delay for central chemical supply systems

DURABILITY

- AISI-304 stainless steel inner and outer drums
- Front, side and top panels are constructed of steel and coated with Girbau Industrial's Titan Steel Finish for superior appearance and corrosion resistance
- Backed by a 5/3-year limited ContinentalCare warranty.

EFFICIENCY

- Sump-less design saves up to three gallons of water per fill
- AquaFall System enhances efficiency and achieves superior load saturation
- AquaMixer System improves efficiency and achieves precise bath temperatures

ASSESSIBILITY


- Bearings are lubricated for a lifetime
- Easy access to all components requiring regular maintenance



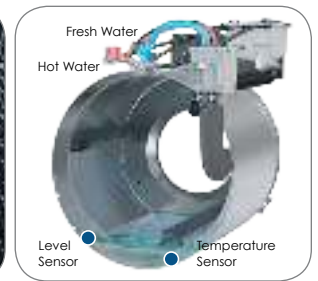
MDS SYSTEM



INTELI CONTROL



SMOOTH TOUCH STAINLESS STEEL CONSTRUCTION



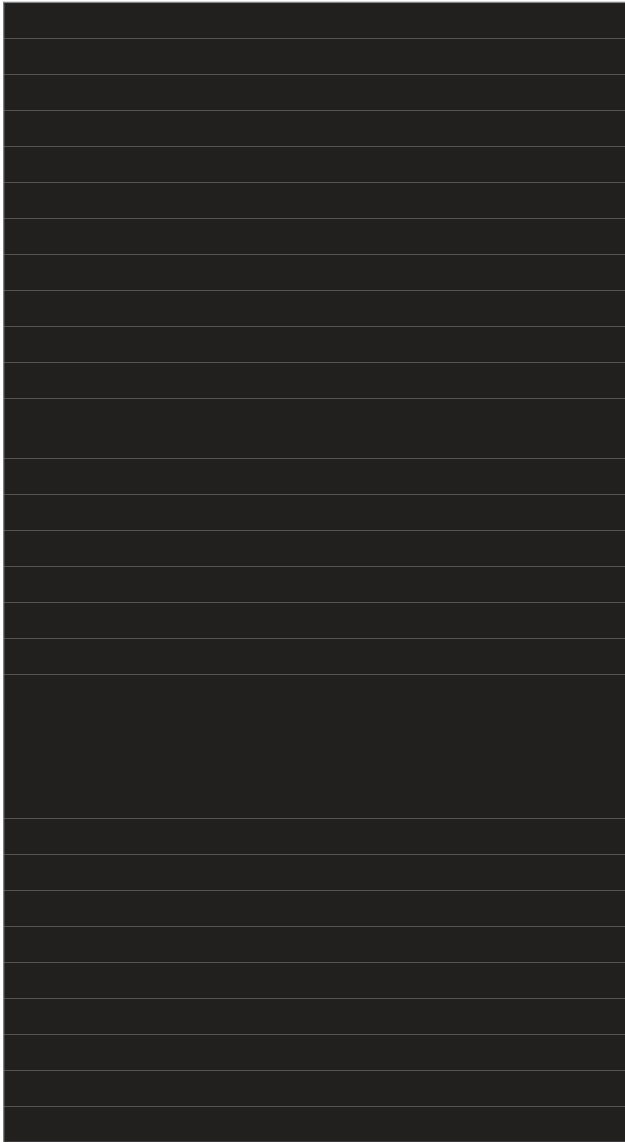
AQUAMIXER SYSTEM

EH080

80LB CAPACITY ON-PREMISE WASHER-EXTRACTOR

ARCHITECTURAL/MECHANICAL
PRODUCT SPECIFICATIONS

PRODUCT SPECS



* Specifications subject to change without notice or obligation. Contact Continental Girbau at (800) 256-1073 for dimensions not shown or for clarification.

